

11 October 2016		ITEM: 6
Cleaner, Greener and Safer Overview and Scrutiny Committee		
Street Cleansing Performance		
Wards and communities affected: None	Key Decision: None	
Report of: Sue Harper, Interim Head of Environment		
Accountable Head of Service: N/A		
Accountable Director: Steve Cox, Corporate Director of Environment and Place		
This report is Public		

Executive Summary

Street cleanliness is measured using a standardised visual inspection based on the approach previously used by the Keep Britain Tidy group and measured across the country. Local Environment Quality Survey (LEQS) inspections are carried out on a self-inspection basis by a trained officer on three occasions each year. The inspections include a number of different land types as set out in Appendix 1. Each site is inspected for litter, detritus, graffiti and fly-posting.

1. Recommendation(s)

1.1 To note the performance in relation to Street Cleansing and an update on the 'Clean it, Cut it, Fill it' programme.

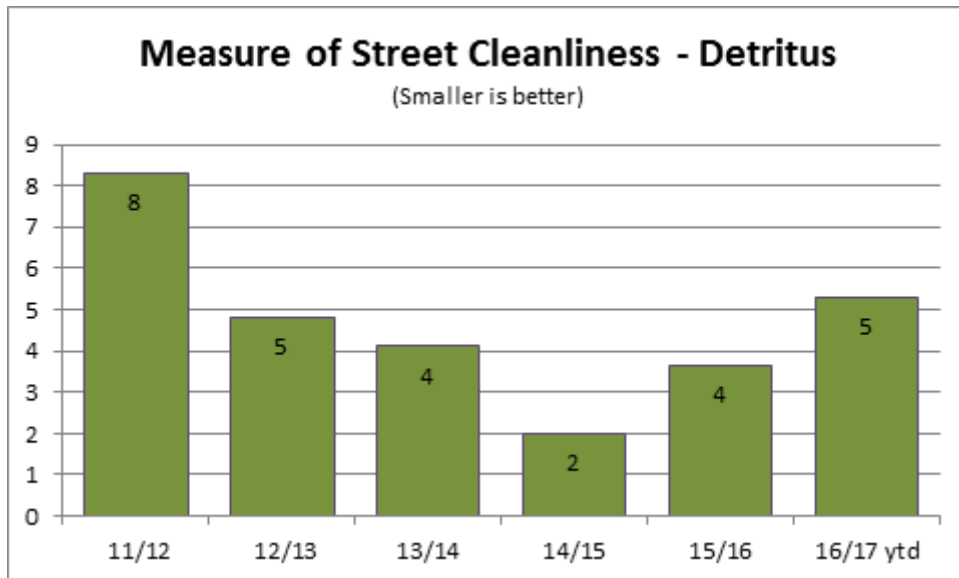
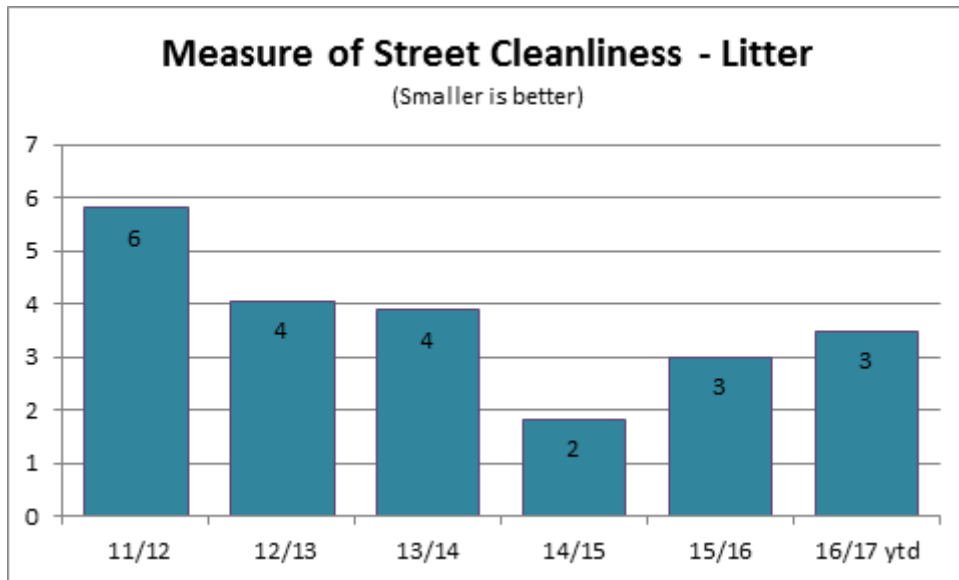
2. Introduction and Background

2.1 In Thurrock 300 sites are inspected, covering the different land types and inspections are split over wards to ensure all sites are inspected on a two year cycle. A score of A - D is allocated to each site and then a measure is applied to determine the number of sites that fall below the adequate level. A – B being an acceptable and C – D being below adequate. The last tranche of inspections in Thurrock took place in August. The wards inspected were:

- Grays Thurrock
- Little Thurrock Rectory
- Stanford -Le- Hope West
- Tilbury St Chads
- West Thurrock and South Stifford

3. Issues, Options and Analysis of Options

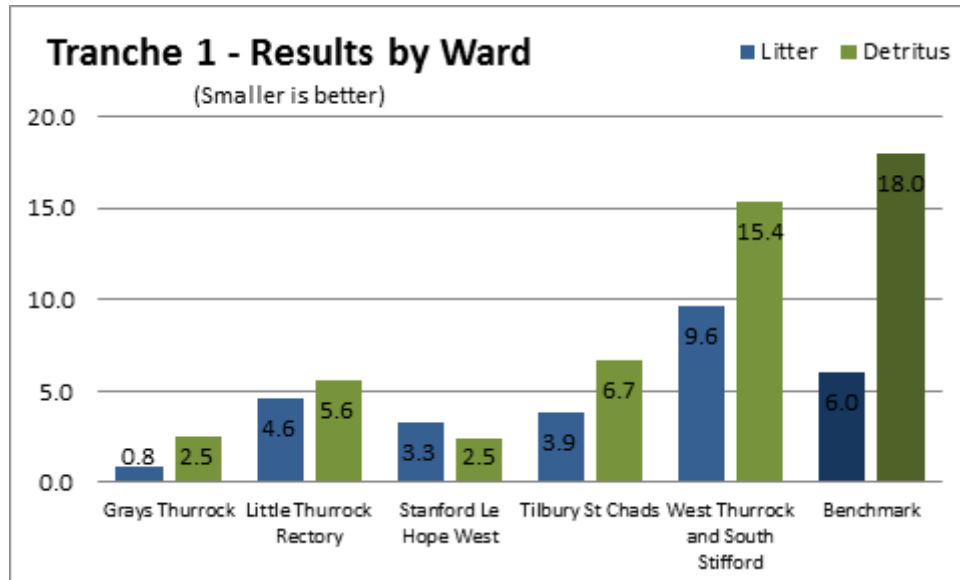
3.1 The graphs below show the results for cleanliness for both litter and detritus over the past five years. Whilst overall there has been a gradual improvement over the five year period, performance has reduced slightly in 15/16 and for the first part of 16/17. This reflects the reduction in resources allocated to the street cleansing service.



3.2 Benchmarking data is not published for other boroughs although an overall score for England is provided based upon those boroughs who participate in the inspection through Keep Britain Tidy. The 2014/15 score for England overall were litter – 6 and detritus – 18. It is recognised that Keep Britain Tidy

results may be judged harder than self-assessments and to this end officers will look to commission a Keep Britain Tidy inspection later in the year in order to allow us to more accurately benchmark our performance.

- 3.3 The August inspections are the first to be undertaken in Thurrock this year. The other two are planned for November and March. The results for litter and detritus are shown in the graph below.



- 3.4 The 'Clean It, Cut It, Fill It' programme was introduced this summer and has allowed for additional resource to be allocated to street cleansing. The Environment Team has changed the approach to delivery from having area based teams to teams dedicated to specific service areas, including a team dedicated to street cleansing. Additional resource has been allocated to 'hot spot' areas and eleven additional barrow beat teams have been introduced bringing the total to twenty overall. This additional resource has included an additional round in Grays town centre allowing the town centre to be covered between 6am to 6pm.
- 3.5 A review of the 'Clean it, Cut it, Fill it' programme will be carried out once the pilot period has finished at the end of October. These figures will be used as one input into that review to determine future resources for the remainder of 2016/17 and for 2017/18.

4. Reasons for Recommendation

- 4.1 The performance in relation to Street Cleansing is essential to assist in the 'Clean it, Cut it, Fill it' programme.

5. Consultation (including Overview and Scrutiny, if applicable)

- 5.1 N/A

6. Impact on corporate policies, priorities, performance and community impact

6.1 N/A

7. Implications

7.1 Financial

The 'Clean it, Cut it, Fill it' programme has been implemented and budget pressures have been included in the monthly budget monitoring report for Environment of 260k. Any review of the programme going forward will need to address how this level of service can be continued and the financial implications of this.

Implications verified by: **Jo Freeman**
Management Accountant

7.2 Legal

There are no Legal implications associated with this report.

Implications verified by: **David Lawson**
Deputy Head of Law and Governance

7.3 Diversity and Equality

There are no Diversity and Equality implications associated with this report.

Implications verified by: **Becky Price**
Community Development Officer

7.4 Other implications (where significant) – i.e. Staff, Health, Sustainability, Crime and Disorder)

To facilitate the 'Clean it, Cut it, Fill it' Campaign additional agency staff have been recruited. If the decision is made to continue to fund this higher level of service it will be necessary to consider the employment of permanent members of staff to cover this work.

8. Background papers used in preparing the report (including their location on the Council's website or identification whether any are exempt or protected by copyright):

- N/A

9. Appendices to the report

- Appendix 1 – Land Types used for Street Cleansing Inspections

Report Author:

Sue Harper

Interim Head of Environment

Environment and Place